

STATE UNIVERSITY SYSTEM OF FLORIDA

Board of Governors



LEGISLATIVE SUMMARY

2014 SESSION

Table of Contents

Legislation:

1. Legislative Bill Tracking

Operating Budget:

1. Final Conference-Executive Summary
2. Final Conference Spread-E&G
3. Final Conference Spread- Special Units
4. E&G Non-Recurring Appropriations
5. Funded Enrollment Plans
6. Board General Office Budget

Fixed Capital Outlay:

1. GAA Comparison
2. Remodeling/Renovation/Repair/Maintenance
3. Critical Deferred Maintenance Funding Summary
4. Capital Improvement Fee Project List

Performance Funding Model:

1. Performance Funding Model Overview
2. University Slides
3. Metric Definitions
4. Frequently Asked Questions
5. Allocation Summary

Legislation

H	/	S	Bill	Sponsor	Bill Summary	SUS/BOG Issue Summary	Status [Passed (P)/ Died (D)]
---	---	---	------	---------	--------------	-----------------------	----------------------------------

• Imposes caps on tuition and fee contract payments from the Florida Prepaid College Board to state universities to all contracts purchased before July 1, 2024, prohibits the amount assessed for registration fees, the tuition differential fee, and local fees paid by the board to a state university on behalf of a qualified beneficiary of an advance payment contract from exceeding 100 percent of the amount charged by the

H	851	Nuñez (R), Diaz (R), Fitzenhagen (R)	<p><u>General</u> Postsecondary Education Tuition and Fees: Amending provisions relating to the determination of resident status for tuition purposes; revising certain residency requirements for a dependent child; prohibiting denial of classification as a resident for tuition purposes based on certain immigration status; classifying persons who receive certain tuition exemptions or waivers as residents for tuition purposes; revising provisions relating to the tuition waiver for a recipient of a Purple Heart or another combat decoration superior in precedence, etc. Effective Date: July 1, 2014</p>
---	-----	--	---

H / S	Bill	Sponsor	Bill Summary	SUS/BOG Issue Summary	Status [Passed (P)/ Died (D)]
-------	------	---------	--------------	-----------------------	----------------------------------

• Prohibits the SBOE from approving FCS institution baccalaureate degree program proposals from March 31, 2014 through March 31, 2015.

H	5101	Ed Approps; Fresen (R)	<p>General Education Funding: Establishes FIRN according to specified requirements; revises provisions relating to compliance with maximum class size requirements; provides for masters in science program at New College of Florida; authorizes DOE to collect fees for instructional materials approval process & pay stipend to reviewers; revises provisions relating to dual enrollment articulation agreements, participating postsecondary institutions, student eligibility, costs, payments, & funding; revises certain postsecondary student fees; revises provisions relating to advance payment contracts; revises provisions relating to John M. McKay Scholarship amounts; creates technology supplemental allocation. Effective Date: July 1, 2014</p>		
---	------	------------------------	--	--	--



2014 Bill Tracking-Final

H / S	Bill	Sponsor	Bill Summary	SUS/BOG Issue Summary	<u>Status</u> [Passed (P)/ Died (D)]
-------------	------	---------	--------------	-----------------------	---

156 Operating Florida Virtual Campus

Operating Budget

Final Conference Report



1					
2		\$2,246,234,865	\$2,246,234,865	\$2,246,234,865	\$2,246,234,865
3		\$1,802,644,222	\$1,802,644,222	\$1,802,644,222	\$1,802,644,221
4		\$4,048,879,087	\$4,048,879,087	\$4,048,879,087	\$4,048,879,086
5					
6		\$266,807	\$256,222	\$256,222	\$256,222
7		(\$36,606,104)	(\$36,606,104)	(\$36,606,104)	(\$36,606,104)
8		\$10,162,787	\$10,162,787	\$10,162,787	\$10,162,787
9		\$803,123	\$803,123	\$803,123	\$803,123
10		\$29,379,383	\$29,377,986	\$29,377,986	\$29,377,986
11		\$3,794,700	\$3,794,700	\$3,794,700	\$3,794,700
12		\$20,325,574	\$20,325,574	\$20,325,574	\$20,325,574
13		\$8,750,208	\$8,750,208	\$8,750,208	\$8,750,208
14		\$3,747,698	\$3,747,698	\$3,747,698	\$3,747,698
15		\$9,793,126	\$9,793,126	\$9,793,126	\$9,793,126
16		\$1,264,900	\$1,264,900	\$1,264,900	\$1,264,900
17		(\$10,402,350)	(\$10,402,350)	(\$10,402,350)	(\$10,402,350)
18		\$4,090,158,939	\$4,090,146,957	\$4,090,146,957	\$4,090,146,956
19					
20					
21					
22		\$48,952,347	\$51,520,870	\$51,672,434	\$51,672,434
23		\$12,265,000	\$6,829,000	\$6,931,711	\$6,931,711
24			\$1,397	\$1,397	\$1,397
25			\$2,977,490	\$2,977,490	\$2,977,490
26			\$661,782	\$916,042	\$665,228
27	(\$2,500,000)				
	State University System Performance Based Incentives (new funds)				
	Transfer Gap Analysis (\$15 M) & 2013/14 Perf. Funds (\$20 M) to Performance Based Funding				
	Program Delivery Workload/Enrollment				
	System Workload / Phase-in Initiatives				
	Plant, Operations, and Maintenance for 2014-15 New Facilities				
44					
45				\$1,000,000	\$1,000,000
46					
47	SUS E-Journals				
48	Task Force on Postsecondary Education - MOOCs				
49					

State University System of Florida
 Education and General
 Executive Summary, Universities and Special Units
 Final Conference Report
 FY 2014-2015

	Governor's Rec.	House Appropriations (4/2/14)	Senate Appropriations (4/3/14)	FINAL Conference (6/2/2014)
50				\$305,332
51 Fund Shift from GR to Lottery - Deduction				(\$50,033,177)
52 Fund Shift from GR to Lottery - Addition				\$50,033,177
53		\$1,500,000	\$1,500,000	\$1,500,000
54			\$700,000	\$700,000
55 FAMU - Distance Learning				\$1,000,000
56 FAMU - STEM Education Enhancements				\$2,500,000
57		\$500,000	\$1,390,259	\$1,050,000
58		\$500,000		\$500,000
59		\$1,500,000		\$1,500,000
60		\$1,000,000		\$2,000,000
61		\$475,000	\$450,000	\$475,000
62		\$100,000		\$100,000
63 FIU - Health Embrace Initiative				\$1,000,000
64		\$300,000	\$300,000	\$300,000
65			\$300,000	\$300,000
66		\$250,000		\$800,000
67		\$100,000	\$100,000	\$100,000
68		\$200,000		\$200,000
69			\$5,000,000	\$5,000,000
70 FSU - College of Engineering			\$3,000,000	\$0
71 FSU - Health Equity Research Institute				\$400,000
72 FSU - Florida Institute for Child Welfare				\$1,000,000
73 FSU - STEM Education Enhancements				\$2,500,000
74 FSU - Charles Hilton Endowed Professorship				\$600,000
75 FSU - Learning System Institute				\$500,000
76 FSU - Law School				\$2,000,000
77			\$2,000,000	
78		\$885,000	\$650,000	\$885,000
79				

State University System of Florida
 Education and General
 Executive Summary, Universities and Special Units
 Final Conference Report
 FY 2014-2015

		Governor's Rec.	House Appropriations (4/2/14)	Senate Appropriations (4/3/14)	FINAL Conference (6/2/2014)
101	UNF - Culture of Completion and Career Initiatives				\$3,100,000
102				\$2,500,000	\$1,000,000
103			\$6,000,000		\$5,000,000
104					



Main Campus:

6 TOTAL



State University System
 Conference Summary Allocation by Appropriation
 Fiscal Year 2014-2015

Special Units:

	<u>UNIV</u>	<u>UF-IFAS</u>	<u>UF-HSC</u>	<u>USF-HSC</u>	<u>FSU-MS</u>	<u>UCF-MS</u>	<u>FIU-MS</u>	<u>FAU-MS</u>	<u>Special Categories</u>	<u>Total E&G and Special Units</u>
68 <u>Alzheimer's Disease</u>										
69 General Revenue				(\$1,250,000)						(\$1,250,000)
70 <u>Center for Florida Foundation</u>										



State University System
Conference Summary Allocation by Appropriation
Fiscal Year 2014-2015

State University System
 Conference Summary Allocation by Appropriation
 Fiscal Year 2014-2015

<u>Special Units:</u>	<u>UNIV</u>	<u>UF-IFAS</u>	<u>UF-HSC</u>	<u>USF-HSC</u>	<u>FSU-MS</u>	<u>UCF-MS</u>	<u>FIU-MS</u>	<u>FAU-MS</u>	<u>Special Categories</u>	<u>Total E&G and Special Units</u>
201 <u>Florida Institute of Oceanography</u>										
202 General Revenue	\$1,000,000									\$1,000,000
203 <u>Greenhouse Project</u>										
204 General Revenue	\$100,000									\$100,000
205 <u>Infant Mental Health Center</u>										
206 General Revenue	\$1,000,000									\$1,000,000
207 <u>Whitney Lab</u>										
208 General Revenue	\$712,310									\$712,310
209 <u>Downtown Presence</u>										
210 General Revenue	\$2,000,000									\$2,000,000
211 <u>Florida Institute for Child Welfare</u>										
212 General Revenue	\$1,000,000									\$1,000,000
213 <u>Haas Center</u>										
214 General Revenue	\$150,000									\$150,000
215 <u>FAA Certifications</u>										
216 General Revenue	\$100,000									\$100,000
217 <u>Office of Economic Development and Engagement</u>										
218 General Revenue	\$5,000,000									\$5,000,000
219 <u>Family Study Center</u>										
220 General Revenue	\$250,000									\$250,000
221 <u>Operational Support</u>										
222 General Revenue	\$2,000,000									\$2,000,000
223 <u>Distance Learning</u>										
224 General Revenue	\$1,000,000									\$1,000,000
225 <u>School of Mechanical Engineering</u>										
226 General Revenue	\$2,000,000									\$2,000,000
227 <u>Charles Hilton Endowed Professorship</u>										
228 General Revenue	\$600,000									\$600,000
229 <u>Physician Assistance Program</u>										
230 General Revenue	\$1,000,000									\$1,000,000
231 <u>Learning System Institute</u>										
232 General Revenue	\$500,000									\$500,000
233 <u>Law School</u>										
234 General Revenue	\$2,000,000									\$2,000,000

State University System
Conference Summary Allocation by Appropriation
Fiscal Year 2014-2015

<u>Special Units:</u>	<u>UNIV</u>	<u>UF-IFAS</u>	<u>UF-HSC</u>	<u>USF-HSC</u>	<u>FSU-MS</u>	<u>UCF-MS</u>	<u>FIU-MS</u>	<u>FAU-MS</u>	<u>Special Categories</u>	<u>Total E&G and Special Units</u>
269 <u>Florida Retirement System - Normal Costs</u>										
270 General Revenue									\$11,441	\$11,441
271 <u>Health Insurance Subsidy for Retirees</u>										
272 General Revenue									\$3,446	\$3,446
273 <u>Align Appropriations to Revenue Estimates</u>										
274 General Revenue									(\$2,500,000)	(\$2,500,000)
275 <u>Human and Machine Cognition</u>										
276 General Revenue									\$750,000	\$750,000
277 <u>2014-2015 Budget</u>										
278 General Revenue	\$1,762,791,106	\$140,472,462	\$104,892,019	\$65,307,227	\$34,404,267	\$25,757,576	\$30,868,321	\$14,344,890	\$24,888,685	\$2,203,726,553
279 Ed Enhancement	\$256,516,943	\$12,533,877	\$5,796,416	\$9,349,672	\$605,115					\$284,802,023
280 Student Fees TF	\$1,717,093,656		\$38,463,434	\$56,731,164	\$11,572,716	\$13,508,590	\$15,601,041	\$8,238,505		\$1,861,209,106
281 Phosphate Research TF	\$5,075,347									\$5,075,347
282 TOTAL	\$3,741,477,052	\$153,006,339	\$149,151,869	\$131,388,063	\$46,582,098	\$39,266,166	\$46,469,362	\$22,583,395	\$24,888,685	\$4,354,813,029
283										
284 <u>2014-2015 Budget over(under) 2013-2014</u>										
285 General Revenue	\$139,975,572	\$8,424,974	\$1,687,907	\$1,877,763	\$422,448	\$1,243,050	\$367,122	(\$336,629)	(\$740,613)	\$152,921,594
286 Ed Enhancement	\$50,033,177	\$0	\$0	\$0	\$0	\$0	\$0	\$0	\$0	\$50,033,177
287 Student Fees TF	\$48,748,369	\$0	\$0	\$1,706,701	\$0	\$2,961,519	\$3,068,070	\$2,080,225		

**State University System
2014-2015 Funded Enrollment Plan FTE
Education and General**

<u>University / Level</u>		<u>2013-2014 Funded Enrollment</u>	<u>2013-2014 Changes to Reflect Actual Enrollments</u>	<u>2014-15 Enrollment Growth/Changes</u>	<u>2014-2015 Medical School Growth</u>	<u>2014-2015 GAA Funded Enrollment</u>
UF	Lower	10,856	(60)	0	0	10,796
	Upper	14,189	421	0	0	14,610
	<i>Subtotal</i>	<i>25,045</i>	<i>361</i>	<i>0</i>	<i>0</i>	<i>25,406</i>
	Grad I	3,678	(442)	0	0	3,236
	Grad II	5,048	144	0	0	5,192
	Total	33,771	63	0	0	33,834
FSU	Lower	9,948	0	0	0	9,948
	Upper	11,357	0	0	0	11,357
	<i>Subtotal</i>	<i>21,305</i>	<i>0</i>	<i>0</i>	<i>0</i>	<i>21,305</i>
	Grad I	2,946	(220)	0	0	2,726
	Grad II	2,446	127	0	0	2,573
	Total	26,697	(93)	0	0	26,604
FAMU	Lower	4,150	0	0	0	4,150
	Upper	3,307	0	0	0	3,307
	<i>Subtotal</i>	<i>7,457</i>	<i>0</i>	<i>0</i>	<i>0</i>	<i>7,457</i>
	Grad I	773	0	0	0	773
	Grad II	636	0	0	0	636
	Total	8,866	0	0	0	8,866
USF	Lower	9,661	0	0	0	9,661
	Upper	13,167	0	0	0	13,167
	<i>Subtotal</i>	<i>22,828</i>	<i>0</i>	<i>0</i>	<i>0</i>	<i>22,828</i>
	Grad I	3,491	0	0	0	3,491
	Grad II	842	0	0	0	842
	Total	27,161	0	0	0	27,161
FAU	Lower	4,728	0	0	0	4,728
	Upper	8,299	0	0	0	8,299
	<i>Subtotal</i>	<i>13,027</i>	<i>0</i>	<i>0</i>	<i>0</i>	<i>13,027</i>
	Grad I	1,931	0	0	0	1,931
	Grad II	281	0	0	0	281
	Total	15,239	0	0	0	15,239
UWF	Lower	2,036	0	0	0	2,036
	Upper	3,446	0	0	0	3,446
	<i>Subtotal</i>	<i>5,482</i>	<i>0</i>	<i>0</i>	<i>0</i>	<i>5,482</i>
	Grad I	656	0	0	0	656
	Grad II	77	0	0	0	77
	Total	6,215	0	0	0	6,215
UCF	Lower	10,758	0	0	0	10,758
	Upper	16,481	0	0	0	16,481
	<i>Subtotal</i>	<i>27,239</i>	<i>0</i>	<i>0</i>	<i>0</i>	<i>27,239</i>
	Grad I	2,899	0	0	0	2,899
	Grad II	702	0	0	0	702
	Total	30,840	0	0	0	30,840
FIU	Lower	7,860	0	0	0	7,860
	Upper	11,682	0	0	0	11,682
	<i>Subtotal</i>	<i>19,542</i>	<i>0</i>	<i>0</i>	<i>0</i>	<i>19,542</i>
	Grad I	4,216	0	0	0	4,216
	Grad II	1,328	0	0	0	1,328
	Total	30,840	0	0	0	30,840

**State University System
2014-2015 Funded Enrollment Plan FTE
Education and General**

<u>University / Level</u>		2013-2014 Funded Enrollment	2013-2014 Changes to Reflect Actual Enrollments	2014-15 Enrollment Growth/Changes	2014-2015 Medical School Growth	2014-2015 GAA Funded Enrollment
Total		25,086	0	0	0	25,086
UNF	Lower	3,741	0	0	0	3,741
	Upper	5,273	0	0	0	5,273
	Subtotal	9,014	0	0	0	9,014
	Grad I	902	0	0	0	902
	Grad II	130	0	0	0	130
	Total	10,046	0	0	0	10,046

**State University System
2014-2015 Funded Enrollment Plan FTE
Education and General**

<u>University / Level</u>		<u>2013-2014 Funded Enrollment</u>	<u>2013-2014 Changes to Reflect Actual Enrollments</u>	<u>2014-15 Enrollment Growth/Changes</u>	<u>2014-2015 Medical School Growth</u>	<u>2014-2015 GAA Funded Enrollment</u>
FGCU	Lower	2,404	0	0	0	2,404
	Upper	2,427	0	0	0	2,427
	<i>Subtotal</i>	4,831	0	0	0	4,831
	Grad I	532	0	0	0	532
	Grad II	10	0	0	0	10
	Total	5,373	0	0	0	5,373
NCF	Lower	170	0	0	0	170
	Upper	486	0	0	0	486
	<i>Subtotal</i>	656	0	0	0	656
	Grad I	0	0	0	0	0
	Grad II	0	0	0	0	0
	Total	656	0	0	0	656
FPU	Lower	0	0	252	0	252
	Upper	0	0	102	0	102
	<i>Subtotal</i>	0	0	354	0	354
	Grad I	0	0	15	0	15
	Grad II	0	0	0	0	0
	Total	0	0	369	0	369
Total	Lower	66,312.0	(60.0)	252.0	0.0	66,504.0
	Upper	90,114.0	421.0	102.0	0.0	90,637.0
	<i>Subtotal</i>	156,426.0	361.0	354.0	0.0	157,141.0
	Grad I	22,024.0	(662.0)	15.0	0.0	21,377.0
	Grad II	11,500.0	271.0	0.0	0.0	11,771.0
	Total	189,950.0	(30.0)	369.0	0.0	190,289.0
USF-MC	Lower	103	0	0	0	103
	Upper	584	0	0	0	584
	<i>Subtotal</i>	687	0	0	0	687
	Grad I	807	0	0	0	807
	Grad II	18	0	0	0	18
	Total	1,512	0	0	0	1,512
E&G TOTAL	Lower	66,415.0	(60.0)	252.0	0.0	66,607.0
	Upper	90,698.0	421.0	102.0	0.0	91,221.0
	<i>Subtotal</i>	157,113.0	361.0	354.0	0.0	157,828.0
	Grad I	22,831.0	(662.0)	15.0	0.0	22,184.0
	Grad II	11,518.0	271.0	0.0	0.0	11,789.0
	Total	191,462.0	(30.0)	369.0	0.0	191,801.0
USF-MC	Medical	480.0	0.0	0.0	0.0	480.0



<u>CATEGORY</u>	<u>FUND</u>	<u>TOTAL</u>
Salaries and Benefits	General Revenue	5,599,582
	Facility Construction Administrative TF	695,351



Fixed Capital Outlay

STATE UNIVERSITY SYSTEM OF FLORIDA
2014-2015 Fixed Capital Outlay Budget Comparison

Univ

**STATE UNIVERSITY SYSTEM OF FLORIDA
2014-2015 Fixed Capital Outlay Budget Comparison**

Univ	Project Name	Prior State Funding	Percentage funded to date	Board Request 01-16-14 (In Total)	Percent Funded with GAA Amount	Total Project Cost	Governor's Recommended Budget	HOUSE	SENATE	CONFERENCE	Final Appropriations (After Veto)
SUS Projects	SUS Joint Use Library Storage Facility @ UF	\$2,017,511	8%	\$19,182,865	8%	\$24,100,000		\$9,591,432		\$0	\$0
	FIO Research Vessel	\$0	0%	\$6,000,000	0%	\$6,000,000		\$3,000,000		\$0	\$0
		\$17,957,488		\$25,182,865				\$12,591,432		\$0	\$0
	** Prior to vetoes University Projects	(2013-14 SUS Approps.) \$69,995,391		\$263,782,689				\$160,922,968	\$59,400,000	\$159,605,000	\$158,005,000
	Critical Deferred Maintenance Request from PECO	\$0		\$60,147,117			\$0	\$60,147,116	\$0	\$20,000,000	\$20,000,000
	Renovation/Remodeling/Repair Request from PECO	\$44,436,897		\$27,649,378			\$34,004,165	\$34,004,165	\$27,649,378	\$37,649,378	\$37,649,378
	All E & G Projects, including Maintenance	\$114,432,288		\$351,579,184			\$34,004,165	\$255,074,249	\$87,049,378	\$217,254,378	\$215,654,378
	Requests from CITF **	\$70,000,000		\$136,123,760			\$31,123,760	\$31,123,760	\$41,123,760	\$41,123,760	\$41,123,760
	TOTAL SUS REQUEST	\$184,432,288		\$487,702,944			\$65,127,925	\$286,198,009	\$128,173,138	\$258,378,138	\$256,778,138

REMODELING/RENOVATION/REPAIR/MAIN

Final

Funding Summary

<u>School</u>	<u>Project Name</u>	<u>2014-15 Funding Received</u>
FAMU	Critical Deferred Maintenance	\$925,508
FAU	Critical Deferred Maintenance	\$1,857,154
FGCU	Critical Deferred Maintenance	\$798,441
FIU	Critical Deferred Maintenance	\$1,992,811
FSU	Critical Deferred Maintenance	\$2,698,731
NCF	Critical Deferred Maintenance	\$942,160
UCF	Critical Deferred Maintenance	\$2,185,937
UF	Critical Deferred Maintenance	\$2,997,444
UNF	Critical Deferred Maintenance	\$1,149,755
USF	Critical Deferred Maintenance	\$3,174,553
UWF	Critical Deferred Maintenance	\$1,277,506
		<u>\$20,000,000</u>

STATE UNIVERSITY SYSTEM OF FLORIDA
BOARD OF GOVERNORS
2014/2015 CAPITAL IMPROVEMENT FEE PROJECT LIST

Univ	CITF Project Selection	GAA Pro rata Amount	Project Amount
UF	Reitz Union - Expansion/Renovation		6,801,870
		\$6,801,870	<u>6,801,870</u>
FSU	Student Union Replacement		3,845,926
	Barron Building Renovation		250,000
		4,095,926	<u>4,095,926</u>
FAMU	Student Business Incubator Space		250,000
	Lounge Renovation		165,000
	Club and Organizational Co-Working Space		175,000
	Student Union Minor Renovations		1,124,861
		1,714,861	<u>1,714,861</u>
USF	USF Tampa - Library Remodeling and Learning Enhancements Phase II		3,870,374
	USFSP - Safety, Environmental and Co-Curricular/Wellness Upgrades		574,881
	USFSM - Co-curricular and Wellness Support Facilities Phase II		230,161
	USF - Health Student Union Annex Facility - Phase II		555,526
		5,230,942	<u>5,230,942</u>
FAU	Student Union - Expansion/Renovation		3,351,586
		3,351,586	<u>3,351,586</u>
UWF	Practice Field: Football, Band, Intramurals		1,151,465
		1,151,465	<u>1,151,465</u>
UCF	John C. Hitt Library Renovation, Phase I		6,855,331
		6,855,331	<u>6,855,331</u>
FIU	K Y`bYggHUA cXgtr 5 "A UX ei Y7Ua di gE		1,000,000
	9l dUbg cb`cZK Y`bYggUbX: bYgg7YbMFA cXgtr 5 "A UX ei Y7Ua di gE		5,028,254
	K c`ZYI b j Yfg mi7YbM!@W! fY< U`F Ybcj U cb.6 gWnbY6Um7Ua di gE		1,000,000
	F Ybcj U cb!; fU Ua 7YbMFA cXgtr 5 "A UX ei Y7Ua di gE		300,000
		7,328,254	<u>7,328,254</u>
UNF	Recreational Program Venues/Student Assembly Center		1,932,817
		1,932,817	<u>1,932,817</u>
FGCU	South Village Recreation Center		2,524,999
		2,524,999	<u>2,524,999</u>
NEWC	Capital Renewal and Maintenance Student Life Facilities		135,709
		135,709	<u>135,709</u>
	University CITF Projects Total	41,123,760	<u><u>41,123,760</u></u>

Performance Funding





	Excellence		Improvement		Final Score
<i>Full-time and Part-time FTIC</i>					
<i>(includes STEM)</i>					
<i>(includes STEM)</i>					




	Excellence		Improvement		Final Score




	Excellence		Improvement		Final Score
<i>Full-time and Part-time FTIC</i>					
<i>(includes STEM)</i>					
<i>(includes STEM)</i>					



	Excellence		Improvement		Final Score
<i>Full-time and Part-time FTIC</i>					
<i>(includes STEM)</i>					
<i>(includes STEM)</i>					
Percent of Bachelor's Degrees					



	Excellence		Improvement		Final Score
<i>Full-time and Part-time FTIC</i>					
<i>(includes STEM)</i>					
<i>(includes STEM)</i>					
Percent of Bachelor's Degrees					



	Excellence		Improvement		Final Score
<i>Full-time and Part-time FTIC</i>					
<i>(includes STEM)</i>					
<i>(includes STEM)</i>					
Percent of Bachelor's Degrees					

METRICS COMMON TO ALL UNIVERSITIES

METRICS COMMON TO ALL UNIVERSITIES

	METRIC	DEFINITION
6	Bachelor's Degrees Awarded within Programs of Strategic Emphasis <i>(includes STEM)</i>	This metric is based on the number of baccalaureate degrees awarded within the programs designated by the Board of Governors as 'Programs of Strategic Emphasis'. A student who has multiple majors in the subset of targeted Classification of Instruction Program codes will be counted twice (i.e., double-majors are included). <i>Source: State University Database System (SUDS).</i>
7	University Access Rate Percent of Undergraduates with a Pell-grant	This metric is based the number of undergraduates, enrolled during the fall term, who received a Pell-grant during the fall term. Unclassified students, who are not eligible for Pell-grants, were excluded from this metric. <i>Source: State University Database System (SUDS).</i>

8a **Graduate Degrees Awarded within Programs of Strategic Emphasis**
(includes STEM)

This metric is based on the number

Note: NCF does not award graduate degrees.

**Undergraduates
Enrolled**

Applies to: UWF

fall term) who are at least 25 years old at the time of admission. This includes undergraduates who are not degree-seeking, or unclassified.

Source: State University Database System (SUDS).



-
8. If the model focuses on excellence and improvement, why are the bottom three institutions always kept out of the money, even if they obtain the minimum score of 26 or higher?
- The reference eliminating the bottom 3 institutions only refers to new money—

18. Why wasn't the standard deviation used when setting benchmarks?

- This was considered for each metric but it was decided to set the benchmarks close to the data for Year 1 and therefore ensure that schools were rewarded for reasonable
- po 6 Tc 02n4 Thble

**Florida Board of Governors
Performance Funding Allocation, 2014-2015**

FAMU	29	\$5,541,681	\$3,602,093	\$831,252	\$869,565	\$10,844,591
FGCU	30	\$3,297,844	\$2,143,599	\$494,677	\$2,173,913	\$8,110,033
	42	\$22,453,117	\$12,199,069	\$3,367,967	\$1,739,130	\$39,759,283
UNF	29	\$4,510,490	\$2,931,819	\$676,574	\$2,173,913	\$10,292,796
USF	37	\$17,099,675	\$9,004,505	\$2,564,951	\$2,608,696	\$31,277,827
Sub-Total		\$100,000,000	\$56,615,903	\$15,000,000	\$16,521,739	\$188,137,642
			2013-2014 Base Funds at Risk		2013-2014 Performance Funds at Risk	Total Funds at Risk
FAU	24		\$5,213,263		\$1,739,130	\$6,952,393
NCF	25		\$645,594		\$434,783	\$1,080,377
UWF	21		\$2,525,240		\$1,304,348	\$3,829,588
Sub-Total		\$0	\$8,384,097	\$0	\$3,478,261	\$11,862,358
Total		\$100,000,000	\$65,000,000	\$15,000,000	\$20,000,000	\$200,000,000

*Institutions earning 25 points or less do not receive any new funds. Funds at risk will be restored if the improvement plan approved by Board of Governors is successfully implemented.

Notes:

¹ Each university contributed a portion of their base budget, for a total of \$65 million, to be allocated based on performance. Universities that had 26 points or higher receive their full base funding restored. Universities with 25 points or less have to submit an improvement plan to be approved by the Board of Governors. Restoration of their base funding is contingent upon successful implementation of the improvement plan.

² In 2013-2014, \$15 million was provided to the Board to provide grants to address targeted program areas as identified in the GAP Analysis Report prepared by the Commission on Florida Higher Education Access & Attainment. These funds are reallocated in 2014-2015 pursuant to the Board's performance model.

³ In 2013-2014, \$20 million was provided for performance funding to be allocated based on 3 metrics identified in legislation. These funds are reallocated pursuant to the Board's approved methodology adopted in November, 2013. However, universities that scored 25 points or less on the Board's performance model will only receive these funds upon successful implementation of the improvement plan.