


L
2021 S



-XO\

Table of Contents

Legislation:

[Legislative Bill Tracking](#)

Operating Budget:

5 5 0.494 [Final 2025-26 MCID \(en\)](#) T9dLFT9dLm79D2 0.494_1 59 /I21 [(E.6 (en)x)8365 50 Tccui)C

Bills Approved by the Governor - 2021 Session

	HB/SB #	Title	Description	Effective Date	Actions required
--	---------	-------	-------------	----------------	------------------

4. Reporting

A. Requires the host entity, beginning Dec. 31, 2021, and each year



Bills Approved by the Governor - 2021 Session

Title

Description

Bills Approved by the Governor - 2021 Session

	HB/SB #	Title	Description	Effective Date	Actions required
					<p>6. Grandparents Waiver</p> <p>A. Beginning with the 2022-2023 academic year, a state university shall waive the out-of-state fee for a student who has a grandparent who is a legal resident as defined in s. 1009.21(1). For purposes of this subsection, the term "grandparent" means a person who has a legal relationship to a student's parent as the natural or adoptive parent or legal guardian of the student's parent.</p> <p>B. Meets other set qualifications.</p> <p>C. Beginning with students who <u>initially enroll in the 2022 fall academic term</u> and thereafter, enrolls as a full-time undergraduate student at a state university in the fall academic term immediately following high school graduation.</p> <p>D. The waiver under this subsection is applicable for up to 110 percent of the number of required credit hours of the degree program for which the student is enrolled.</p> <p>E. Before waiving the out-of-state fee, the state university shall require the student or the student's parent, if the student is a dependent child, to provide a written declaration pursuant to s. 92.525(2) attesting to the student's familial relationship to a grandparent who is a legal resident and any other corroborating documentation required by regulation of the Board of Governors. A state university is not required to independently verify the statements contained in each declaration if the signatory declares it to be true under the penalties of perjury as required by s. 92.525(2). However, the state university may refer any signed declaration suspected of containing fraudulent representations to law enforcement.</p> <p>F. Each state university will annually report to the Board of Governors the number and value of all fee waivers granted under this subsection during the previous 12-month period.</p> <p>G. Beginning with students who initially <u>enroll for the 2022-2023 academic year</u></p>

Bills Approved by the Governor - 2021 Session

	HB/SB #	Title	Description	Effective Date	Actions required
8	SB 1028	Education		7/1/2021	<p>1. Developmental research (laboratory) schools Specifies that the limitation of one lab school per university does not apply to a university that establishes a lab school to serve families of a military installation that is within the same county as a branch campus that offers programs from the university's college of education.</p> <p>2. Charter Schools</p> <p>A. A state university may, upon approval by DOE, solicit applications and sponsor a charter school to meet regional education or workforce demands by serving students from multiple school districts.</p> <p>B. A state university or FCS institution may, at its discretion, deny an application for a charter school.</p> <p>C. The board of trustees of a sponsoring state university or FCS institution under paragraph is the local educational agency for all charter schools it sponsors for purposes of receiving federal funds and accepts full responsibility for all local educational agency requirements and the schools for which it will perform local educational agency responsibilities.</p>

Bills Approved by the Governor - 2021 Session

	HB/SB #	Title	Description	Effective Date	Actions required
--	---------	-------	-------------	----------------	------------------

2. Homeless Student Waiver Reg
 A. A student who lacks a fixed, regular, and adequate nighttime residence or whose primary nighttime residence is a public or private shelter designed to provide temporary residence, a public or private transitional living program, or a public or private place not designed for, or ordinarily used as, a regular sleeping accommodation for human beings. This includes a student who would otherwise meet the requirements of this paragraph, as determined by a college or university, but for his or her residence in college or university dormitory housing.
 B. The State Board of Education may adopt rules and the Board of Governors may adopt regulations regarding documentation and

Bills Approved by the Governor - 2021 Session

	HB/SB #	Title	Description	Effective Date	Actions required
13	SB 922	Veterans' Preference in Employment	Authorizing the state and its political subdivisions to waive certain postsecondary educational requirements for employment for service members and veterans who meet specified criteria; revising the list of positions that are exempt from veterans' preference requirements; requiring, rather than authorizing, each political subdivision to develop and implement a veterans' recruitment plan for specified purposes; modifying point preferences given to veterans and their family members when a numerically based selection process is used for hiring, etc.	7/1/2021	Preference in appointment and retention A. The state and its political subdivisions may waive a postsecondary educational requirement for a position of employment, other than those positions made exempt under subsection (5), for a current member of any reserve component of the United States Armed Forces or the Florida National Guard or a veteran who has been honorably discharged if the person is otherwise qualified for the position. B. Clarifies that all positions under the University Support Personnel System of the SUS as well as all Career Service System positions under the FCS and the School for the Deaf and the Blind, or the equivalent of such positions at state universities, FCS institutions, or the School for the Deaf and the Blind, <u>are not exempt.</u>
14	HB 1507	Workforce Related Programs and Services	Creates Office of Reimagining Education and Career Help; creates & revises provisions relating to workforce services		

postCin s ton develop andmmembertlyCS ida NatiTt of sT* (deveDop andmmembCouncil,tOponoDool4Gwhot T* (Programs an,fer

Bills Approved by the Governor - 2021 Session

	HB/SB #	Title	Description	Effective Date	Actions required
					<p>9. Digital credential in gen ed</p> <p>A. The chair of the SBE and the chair of the Board of Governors, or their designees, shall jointly appoint faculty committees to identify the competencies within the general education core courses which demonstrate career readiness and will result in the award of a verifiable and interoperable nationally recognized digital credential.</p> <p>B. All public postsecondary educational institutions shall grant and accept the identified digital credential. Beginning with students initially entering a FCS institution or state university in 2022-2023 and thereafter, each student must be able to distinguish in the institution's or university's catalog which general education core courses are linked to earning a digital credential.</p> <p>C. The department shall identify those courses offered by universities and accepted for credit toward a degree.</p> <p>D. The department shall identify courses designated as either general education or required as a prerequisite for a degree and the digital credentials that may be earned through the general education core courses. The courses shall be identified by their statewide course numbers.</p> <p>E. Courses that provide instruction in student life skills, including career planning and exploration, or similar instruction, and fulfill the requirements for a degree in subsection (9) or subsection (10) or a degree from a technical degree education program as defined in s. 1004.02(13), may use state career planning resources and provide students with the opportunity to create a digital resume.</p>
15	SB 400	Public Records	Prohibiting an agency that receives a request to inspect or copy a record from responding to such request by filing an action for declaratory relief against the requester, etc.	7/1/2021	After receiving a request to inspect or copy a record, an agency may not respond to that request by filing an action for declaratory relief against the requester to determine whether the record is a public record as defined by s. 119.011, or the status of the record as confidential or exempt from the provisions of s. 119.07(1).
16	HB 1137	Information Technology Procurement	Requires DMS to establish project management & oversight standards for state agency compliance & perform project oversight on IT projects; requires agency to issue request for quote to certain vendors approved to provide commodities or services; requires DMS to prequalify firms & individuals to provide services on state term contract.	7/1/2021	<p>1. DMS/Florida Digital Services</p> <p>A. Requires that any contract for information technology commodities or services meet the National Institute of Standards and Technology Cybersecurity Framework.</p> <p>B. For an information technology project wherein project oversight is required pursuant to paragraph (d) or paragraph 112 (n), a requirement that independent verification and validation be employed throughout the project lifecycle with the primary objective of independent verification and validation being to provide an objective assessment of products and processes throughout the project lifecycle. An entity providing independent verification and validation may not have technical, managerial, or financial interest in the project and may not have responsibility for, or participate in, any other aspect of the project.</p> <p>C. For information technology projects that have a total project cost of \$10 million or more State agencies must provide the Florida Digital Service with written notice of any planned procurement of an information technology project.</p> <p>2. Information Technology</p> <p>If an agency issues a request for quote to purchase information technology commodities, information technology consultant services, or information technology staff augmentation contractual services from the state term contract, for any contract with 25 approved vendors or fewer, the agency must issue a request for quote to all vendors approved to provide such commodity or service. For any contract with more than 25 approved vendors, the agency must issue a request for quote to at least 25 of the vendors approved to provide such commodity or contractual service. Use of a request for quote does not constitute a decision or intended decision that is subject to protest under s. 120.57(3).</p>

Bills Approved by the Governor - 2021 Session

Title

Description


	Board Request	SB 2500	HB 5001	Final Conference
1				
2	\$2,685,152,882	\$2,685,152,882	\$2,685,152,882	\$2,685,152,882
3	\$265,000,000	\$265,000,000	\$265,000,000	\$265,000,000
4	\$295,000,000	\$295,000,000	\$295,000,000	\$295,000,000
5	\$3,245,152,882	\$3,245,152,882	\$3,245,152,882	\$3,245,152,882
6				
7				
8				
9	\$20,000,000	\$0	(\$132,500,000)	\$0
10	\$75,000,000	\$0	(\$152,000,000)	\$0
11	\$50,000,000	\$0	(\$6,000,000)	\$0
12				
13	\$11,836,500	\$11,836,500	\$11,836,500	\$11,836,500
14	\$6,551,700			
15	\$3,670,594	\$3,670,594		\$4,023,769
16	\$2,386,346			
17	\$40,000		\$40,000	\$40,000
18		(\$216,918,809)		
19			(\$18,497,463)	(\$18,497,463)
20			(\$69,845,373)	
21			\$66,250,000	\$25,000,000
22				
23				
24				\$75,000,000
25		\$250,000		\$0
26			(\$1,000,000)	
27		\$200,000		\$200,000
28			\$10,000,000	\$10,000,000
29			(\$1,000,000)	
30		\$500,000		
31		\$400,000	\$525,000	\$1,050,000
32				\$20,000,000
33		\$300,000		\$300,000
34		\$250,000	\$1,500,000	\$2,500,000
35		\$306,176	\$306,176	\$306,176
36	\$169,485,140	-\$202,526,089	-\$500,745,262	\$131,758,982
38	\$3,414,638,022	\$3,042,626,793	\$2,744,407,620	\$3,376,911,864
39	\$1,957,486,926	\$1,957,486,926	\$1,957,486,926	\$1,957,486,926
40	\$5,372,124,948	\$5,000,113,719	\$4,701,894,546	\$5,334,398,790

State University System of Florida
 Education and General
 2021-2022 Appropriations and Non-Recurring Initiatives
 Final Conference Allocations






	Initiative	Appropriation	Non-Recurring
1	System Initiatives		
2	Performance-Based Funding State Investment (FY 2021-22 funds provided as nonrecurring)	\$0	\$265,000,000
3	Eliminate Excess Faculty Salaries	(\$18,497,463)	
4	Incentives for Programs of Strategic Emphasis 05 To .002 o699 TD -.00172(r)0(og3P6r-5.26 EmphT6EmphT6Er13Nnson Matchng)J /TG	\$25,000,000	
5		\$40,000	\$20,000
6		\$75,000,000	\$75,000,000
7		\$11,836,500	
8			
9		\$10,000,000	
10		\$0	
11		\$1,050,000	\$1,050,000
12	FSU - Boys and Girls State (Senate Form 1365) (HB 2575)	\$200,000	\$200,000
13		\$306,176	\$306,176
14		\$20,000,000	
15		\$4,023,769	\$1,437,630
16		\$300,000	\$300,000
17		\$2,500,000	\$2,500,000
18		\$1,300,000	
19		\$133,058,982	\$345,813,806

State University System of Florida
Education and General
FY 2021-2022 Appropriation - Vetoed Items

	University Initiative	Veto Amount
9		
10	FIU - The Washington Center Scholarships	\$250,000
15		
16		



University	Project Name	Project Priority List - Total Points ¹	Prior State Funding	Board Statutorily
------------	--------------	---	------------------------	----------------------






Florida Board of Governors
2021-22 Board Office Budget
June 1, 2021

1	Salary & Benefits-GR	\$6,406,759	\$6,406,759	\$6,406,759	\$6,406,759	\$6,406,759
2	Salary & Benefits-Trust Fund	\$837,496	\$837,496	\$837,496	\$837,496	\$837,496
3	Total	\$7,244,255	\$7,244,255	\$7,244,255	\$7,244,255	\$7,244,255
4						
5	Other Personal Services-GR	\$51,310	\$51,310	\$51,310	\$51,310	\$51,310
6	Other Personal Services-Trust Fund	\$20,785	\$20,785	\$20,785	\$20,785	\$20,785
7	Total	\$72,095	\$72,095	\$72,095	\$72,095	\$72,095
8						
9	Expenses-GR	\$736,982	\$736,982	\$736,982	\$736,982	\$736,982
10	Expenses-Trust Fund	\$156,799	\$156,799	\$156,799	\$156,799	\$156,799
11	Total	\$893,781	\$893,781	\$893,781	\$893,781	\$893,781
12						
13	Operating Capital Outlay-GR	\$11,782	\$11,782	\$11,782	\$11,782	\$11,782
14	Operating Capital Outlay-Trust Fund	\$5,950	\$5,950	\$5,950	\$5,950	\$5,950
15	Total	\$17,732	\$17,732	\$17,732	\$17,732	\$17,732
16						
17	Contracted Services-GR	\$784,903	\$784,903	\$784,903	\$784,903	\$784,903
18	Contracted Services-Trust Fund	\$73,000	\$73,000	\$73,000	\$73,000	\$73,000
21	Total	\$857,903	\$857,903	\$857,903	\$857,903	\$857,903
22						
23	<u>Pass-through Initiatives</u>					
24	Take Stock in Children - GR	\$0	\$0	\$375,000	\$0	\$500,000
25	Alzheimer's Research Using Exablate Neuro Focused Ultrasound - GR			\$2,500,000		\$4,500,000
26						
27	Tnsfr to DMS for HR Services-GR	\$17,150	\$17,150	\$17,150	\$17,150	\$17,150
28	Tnsfr to DMS for HR Services-Trust Fund	\$4,279	\$4,279	\$4,279	\$4,279	\$4,279
29	Total	\$21,429	\$21,429	\$21,429	\$21,429	\$21,429
30						
31	Tnsfr to DMS for Risk Mgmt Insurance-GR	\$12,214	\$12,214	\$12,214	\$12,214	\$12,214
34						
35	NW** Regional Data Center-GR	\$349,859	\$349,859	\$349,859	\$349,859	\$349,859
36						
37	Total	\$349,859	\$349,859	\$349,859	\$349,859	\$349,859
38						
39						
40						
41						
46						

*GR - General Revenue

**NW - Northwest



Board of Governors

Performance Funding Model Overview

The Performance Funding Model includes 10 metrics that evaluate the institutions on a range of issues. One metric is a Choice metric, picked by the university boards of trustees. These metrics were chosen after reviewing over 40 metrics identified in the University Work Plans.

Board of Governors

Performance Funding Model Overview

State Investment versus Institutional Base Funding:

The amount of the state investment appropriated by the Legislature and Governor for performance funding will be matched by an amount reallocated from the university system base budget. These "institutional base" funds are the cumulative recurring state appropriations the Legislature has appropriated to each institution. Any state investment funding appropriated would be allocated as follows:

Institutional Base Funding Allocation

1. A prorated amount will be deducted from each university's base recurring state appropriation.
2. On a 100-point scale, a threshold of 60-points is established as the minimum number of total points needed to be eligible for the institutional investment.
3. Any institution tT1 1 e

0003

Florida Board of Governors
Performance-Based Funding Allocation, 2021-22

June 22, 2021

	2020 Scores	2021 Scores	Allocation of State Investment	Allocation of Institutional Investment	Total Performance- Based Funding Allocation
FAMU	73	79	\$12,651,647	\$14,083,909	\$26,735,556
FAU	85	89	\$20,392,761	\$22,701,375	\$43,094,136
FGCU	88	82	\$11,469,477	\$12,767,908	\$24,237,385
FIU	88	97	\$31,947,249	\$35,563,918	\$67,511,167
FL Poly		83	\$4,295,463	\$4,781,742	\$9,077,205
FSU	85	88	\$41,028,117	\$45,672,810	\$86,700,927
NCF	87	64	\$3,643,257	\$4,055,701	\$7,698,958
UCF	89	87	\$32,898,338	\$36,622,678	\$69,521,016
UF	90	87	\$50,191,372	\$55,873,414	\$106,064,786
UNF	83	77	\$12,903,434	\$14,364,201	\$27,267,635
USF	94	94	\$34,549,019	\$38,460,229	\$73,009,248
UWF	82	83	\$9,029,866	\$10,052,115	\$19,081,981
Total			\$265,000,000	\$295,000,000	\$560,000,000



Performance-Based Funding Model:



Scores in black are based on Excellence.

Metric	FAMU	FAU	FGCU	FIU	FL Poly	FSU	NCF	UCF	UF	UNF	USF	UWF
1	8	9	9	9	10	8	0	8	10	9	9	10
2	7	10	9	10	10	10	10	10	10	10	10	10
3	10	10	10	10	10	10	10	10	10	10	10	10
4	10	10	10	10	0	10	10	8	10	8	10	3
5	10	3	3	10	10	10	2	10	10	3	9	3
6	8	10	10	10	10	7	10	10	10	10	10	10
7	10	9	7	10	8	6	6	8	5	7	9	8
8.a	3	10	10	10		9		10	10	6	10	10
8.b					10		5					
9.a	2	4	3	5	0	5	0	1	2	4	5	5
9.b	1	4	3	3		5	1	3	5	0	3	5
9.b.1					5							
10.a	10											
10.b		10										
10.c			8									
10.d				10								
10.l					10							
10.e						8						
10.f							10					
10.g								9				
10.h									5			
10.i										10		
10.j											9	
10.k												9
Total Score	79	89	82	97	83	88	64	87	87	77	94	83

		FAMU	FAU	FGCU	FIU	FL Poly	FSU	NCF	UCF	UF	UNF	USF	UWF
1. Percent of Bachelor's Graduates Employed and/or Continuing their Education (1 Yr after Graduation)	Excellence	69.1%	70.6%	70.7%	72.3%	74.1%	70.2%	51.4%	69.1%	75.2%	72.7%	71.8%	79.1%
	Improvement	3.5%	2.2%	0.5%	1.4%	6.6%	2.2%	-13.9%	0.0%	3.4%	2.2%	0.2%	5.9%
Excellence Score		8	9	9	9	10	8	0	8	10	9	9	10
Improvement Score		7	4	1	2	10	4	0	0	6	4	0	10
	Higher Score	8	9	9	9	10	8	0	8	10	9	9	10
2. Median pw -9.1854s Rat Raator'sct	Excellence	\$ 34,500	\$ 41,000	\$ 40,400	\$ 41,000	\$ 56,300	\$ 41,300	\$ 36,500	\$ 42,200	\$ 48,500	\$ 41,000	\$ 40,800	\$ 45,200
	Improvement	3.0%	4.0%	4.0%	3.0%	3.0%	6.0%	23.0%	6.0%	8.0%	3.0%	4.0%	11.0%
Excellence Score		7	10	9	10	10	10	8	10	10	10	10	10
Improvement Score		6	8	8	6	6	10	10	10	10	6	8	10
	Higher Score	7	10	9	10	10	10	10	10	10	10	10	10
	Excellence	\$ 2,370	\$ 7,690	\$ 8,750	\$ 3,950	\$ (7,540)	\$ 760	\$ (2,000)	\$ 4,690	\$ (3,750)	\$ 8,100	\$ 1,810	\$ 5,170
	Improvement	-64.0%	-21.0%	-27.0%	-54.0%	-30.0%	-77.0%	-43.0%	-38.0%	271.0%	-21.0%	-58.0%	-35.0%
Excellence Score		10	10	10	10	10	10	10	10	10	10	10	10
Improvement Score		10	10	10	10	10	10	10	10	0	10	10	10
	Higher Score	10	10	10	10	10	10	10	10	10	10	10	10
	Excellence	34.6%	47.5%	41.4%	49.3%	34.3%	73.8%	53.9%	47.7%	70.7%	48.3%	60.9%	36.4%
	Improvement	6.9%	10.1%	5.7%	6.5%	-5.2%	4.3%	-4.0%	1.4%	-0.2%	3.7%	1.5%	1.6%
Excellence Score		0	8	3	9	0	10	10	8	10	8	10	0
Improvement Score		10	10	10	10	0	8	0	2	0	7	3	3
	Higher Score	10	10	10	10	0	10	10	8	10	8	10	3
5. Academic Progress Rate (2nd Year Retention with GPA Above 2.0)	Excellence	82.2%	81.0%	76.7%	90.4%	76.6%	93.6%	80.3%	91.4%	96.3%	81.3%	89.9%	82.2%
	Improvement	9.2%	1.8%	1.5%	2.3%	11.2%	2.0%	-5.6%	1.3%	0.8%	0.6%	2.2%	1.9%
Excellence Score		3	2	0	10	0	10	2	10	10	3	9	3
Improvement Score		10	3	3	4	10	4	0	2	1	1	4	3
	Higher Score	10	3	3	10	10	10	2	10	10	3	9	3



		FAMU	FAU	FGCU	FIU	FL Poly	FSU	NCF	UCF	UF	UNF	USF	UWF
9a. Two-Year Graduation Rate for FCS Associate in Arts Transfer Student	Excellence	36.4%	46.2%	41.9%	54.9%	4.2%	56.0%	25.0%	32.2%	38.5%	46.3%	47.7%	36.8%
	Improvement	1.8%	4.4%	-0.8%	9.3%	-1.7%	-0.1%	-4.3%	-0.8%	-4.0%	3.1%	6.3%	5.8%
Excellence Score		2	4	3	5	0	5	0	1	2	4	4	2
Improvement Score		1	4	0	5	0	0	0	0	0	3	5	5
Higher Score		2	4	3	5	0	5	0	1	2	4	5	5

9b. Six-Year Graduation Rate for Students who are Awarded a Pell Grant in their First Year	Excellence	53.3%	55.3%	50.1%	63.8%		80.0%	60.6%	71.3%	85.2%	56.5%	71.5%	45.0%
	Improvement	1.8%	4.2%	3.5%	3.5%		-0.6%	-1.5%	2.0%	-0.5%	-3.1%	0.8%	5.8%
Excellence Score		0	0	0	1		5	1	3	5	0	3	0
Improvement Score		1	4	3	3		0	0	2	0	0	0	5
Higher Score		1	4	3	3		5	1	3	5	0	3	5

9b1. Academic Progress Rate, 2nd Year Retention for FTIC with a Pell-Grant (FPU only)	Excellence					87.8%							
	Improvement					20.1%							
Excellence Score						3							
Improvement Score						5							
Higher Score						5							

FAMU FAU FGCU FIU FL Poly FSU NCF UCF UF UNF USF UWF

Excellence 325
Improvement 21.0%

Excellence Score 8

Improvement Score 10

Higher Score 10

Excellence 54
Improvement 6.0%

Excellence Score 3

Improvement Score 10

Higher Score 10

Excellence 800
Improvement -4.0%

Excellence Score 8

Improvement Score 0

0

FAMU FAU FGCU FIU FL Poly FSU NCF UCF UF UNF USF UWF



		10	9	8	7	6	5	4	3	2	1
1	Percent of Bachelor's Graduates Employed (\$25,000+) and/or Continuing their Education Further 1 Yr after Graduation	72.8%	70.5%	68.3%	66.0%	63.7%	61.4%	59.2%	56.9%	54.6%	52.3%
2	Median Wages of Bachelor's Graduates Employed Full-time One Year After Graduation	\$40,700	\$38,200	\$35,700	\$33,200	\$30,700	\$28,200	\$25,700	\$23,200	\$20,700	\$18,200
3	Net Tuition & Fees per 120 Credit Hours	\$9,000	\$10,000	\$11,000	\$12,000	\$13,000	\$14,000	\$15,000	\$16,000	\$17,000	\$18,000
4	Four Year Graduation Rate Full-time FTIC	50%	48.8%	47.5%	46.3%	45%	43.8%	42.5%	41.3%	40%	38.8%
5	Academic Progress Rate 2nd Year Retention with GPA Above 2.0	90%	88.8%	87.5%	86.3%	85%	83.8%	82.5%	81.3%	80%	78.8%
6	Bachelor's Degree's Awarded in Areas of Strategic Emphasis (includes STEM)	50%	47.5%	45%	42.5%	40%	37.5%	35%	32.5%	30%	27.5%
7	University Access Rate Percent of Undergraduates with a Pell-grant	42%	38%	34%	30%	26%	22%	18%	14%	10%	6%
8.A.	Graduate Degrees Awarded in Areas of Strategic Emphasis (includes STEM)	60%	57.5%	55%	52.5%	50%	47.5%	45%	42.5%	40%	37.5%
8.B.	Freshmen in Top 10% of Graduating High School Class (Alternative metric for NCF only)	50%	47.5%	45%	42.5%	40%	37.5%	35%	32.5%	30%	27.5%
% Improvement											

Performance Based Funding Model 2021-22 Benchmarks

		EXCELLENCE (Achieving System Goals)				
Points		5	4	3	2	1
Key Metrics Common to All Universities						
9.A.	Two-Year Graduation Rate for FCS Associate in Arts Transfer Student	50%	45%	40%	35%	30%
9.B.	Six-Year Graduation Rate for Students who are Awarded a Pell Grant in their First Year	80%	75%	70%	65%	60%
9.B.1.	Academic Progress Rate, 2nd Year Retention for FIC with a Pell-Grant (Alternative metric for FL Poly only)	89%	88%	87%	86%	85%
		IMPROVEMENT				
% Improvement		5%	4%	3%	2%	1%
Points		5	4	3	2	1

Performance Based Funding Model 2021-22 Benchmarks

EXCELLENCE (Achieving System Goals)

	10	9	8	7	6	5	4	3	2	1
10.A. FAMU - Number of Bachelor's Degrees Awarded to Transfers with AA Degrees from FCS	350	330	310	290	270	250	230	210	190	170
10.B. FAU - Total Research Expenditures (in Millions)	\$ 75 M	\$ 72 M	\$ 69 M	\$ 66 M	\$ 63 M	\$ 60 M	\$ 57 M	\$ 54 M	\$ 51 M	\$ 48 M
10.C. FGCU - Number of Bachelor's Degrees Awarded to Hispanic & African-Americans	860	820	780	740	700	660	620	580	540	500
10.D. FIU - Number of Post-Doctoral Appointees	271	259	247	235	223	211	199	187	175	163
10.E. FL Poly - Percent of Bachelor Degree Graduates with 2+ Workforce Experiences	76%	75%	74%	73%	72%	71%	70%	69%	68%	67%
10.F. FSU - Percent of Bachelor's Graduates who took an Entrepreneurship Class	16%	15%	14%	13%	12%	11%	10%	9%	8%	7%
10.G. NCF - Percent of FTIC Graduates Completing 3+ High-Impact Practices	67%	63%	59%	55%	51%	47%	43%	39%	35%	31%
10.H. UCF - Percent of Bachelor's Degrees Awarded to African American and Hispanic Students	40%	39%	38%	37%	36%	35%	34%	33%	32%	31%
10.I. UF - 6-Year Graduation Rates	93%	92%	91%	90%	89%	88%	87%	86%	85%	84%
10.J. UNF - Percent of Undergraduate FTE in Online Courses	27%	26%	25%	24%	23%	22%	21%	20%	19%	18%
10.K. USF - 6-Year Graduation Rates	74%	73%	72%	71%	70%	69%	68%	67%	66%	65%
10.L. UWF - Percent of Baccalaureate Graduates Completing 2+ Types of High-Impact Practices	51%	47%	43%	39%	35%	31%	27%	23%	19%	15%

IMPROVEMENT

% Improvement Points	5.0%	4.5%	4.0%	3.5%	3.0%	2.5%	2.0%	1.5%	1.0%	0.5%
	10	9	8	7	6	5	4	3	2	1



UNF

UNIVERSITY of
NORTH FLORIDA



UNIVERSITY of
FLORIDA

UNIVERSITY of

Florida Poly

A PREEMINENT RESEARCH UNIVERSITY

UNIVERSITY of
SOUTH FLORIDA

New College

FLC
FLORIDA
LEGISLATIVE
UNIVERSITY

Florida Atlantic University

FLSU

FIU
FLORIDA
INTERNATIONAL
UNIVERSITY

FLORIDA
GULF COAST
UNIVERSITY

