







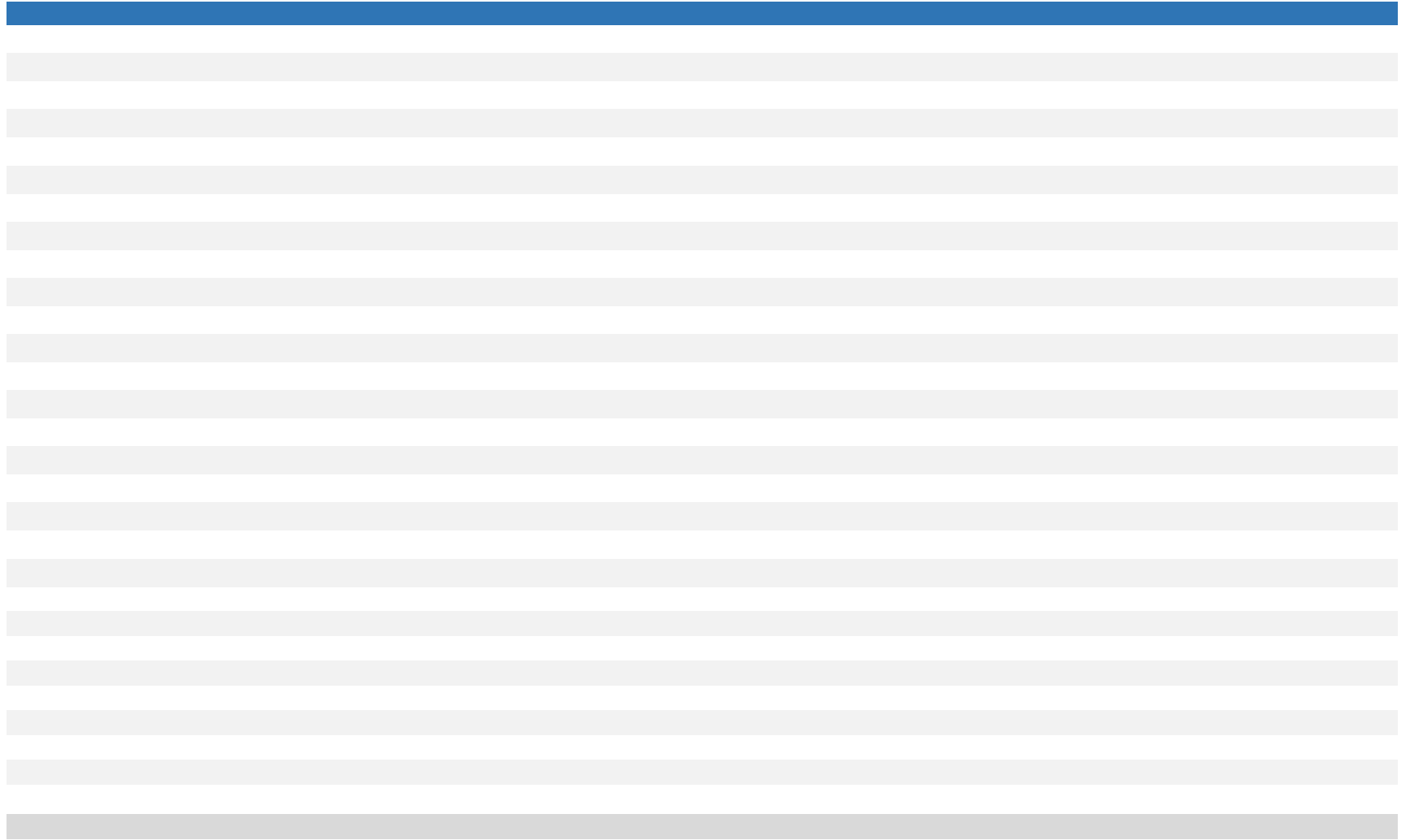
**STATE UNIVERSITY
OF FLORIDA**

\$: 3 \$ 1 ' . 7 4 5 \$ \$ 1 \$ /

EXPENDITURE ANALYSIS: 2022-23 STATE-FUNDED EXPENDITURES

CATEGORY	FAMU	FAU	FGCU	FIU	FPOLY	FSU	NCF	UCF	UF	UNF	USF	UWF	SUS
DIRECT EXPENDITURES (Dollars in Millions)													
INSTRUCTION	63.28 M	107.48 M	79.94 M	196.20 M	8.99 M	252.17 M	10.95 M	256.89 M	376.07 M	84.05 M	198.62 M	49.40 M	1,685.88 M
UNDERGRADUATE	42.91 M	83.16 M	66.39 M	126.79 M	8.00 M	162.20 M	10.50 M	171.98 M	209.56 M	65.74 M	143.41 M	39.75 M	1,148.79 M
BEGINNING GRADUATE	8.27 M	16.82 M	9.72 M	28.49 M	0.99 M	45.11 M	0.45 M	43.72 M	104.06 M	19.98 M	36.15 M	8.20 M	274.25 M
ADVANCED GRADUATE	12.10 M	7.50 M	3.83 M	40.92 M	0.00 M	44.86 M	0.00 M	41.19 M	104.45 M	4.33 M	19.07 M	1.45 M	262.83 M
RESEARCH	9.79 M	37.22 M	10.04 M	74.83 M	2.34 M	133.00 M	2.46 M	95.66 M	117.00 M	16.78 M	73.26 M	20.51 M	588.08 M
PUBLIC SERVICE	6.20 M	10.98 M	1.76 M	5.23 M	0.51 M	5.54 M	0.31 M	4.79 M	27.68 M	2.21 M	1.01 M	0.23 M	65.87 M
STUDENT SERVICES*	11.42 M	18.07 M	16.00 M										64.68 M





Appendix A

The National Association of College and University Business Officers (NACUBO) have established national accounting standards for functional expense categories according to the purpose for which the expenses were incurred. The table below defines the categories.

INSTRUCTION

This category includes expenses related to activities that are part of an institution's instruction program. Expenses incurred to perform instruction for credit and noncredit

Appendix A continued

The PCS Account codes (#01245) that are reported on the Operating Budget for state-funded expenditures are grouped into the following NACUBO functional expense category.

3 & 6	3 & 6 / \$ % (/	1 \$ & 8 % 2 , & 2) \$ * 5 2 8 3 1 (: (\$ * 5 2 8 3 6	
1	PHYSICAL PLANT ADMINISTRATION	POM	POM
2	UTILITIES	POM	POM
3	BUILDING MAINTENANCE	POM	POM
5	CUSTODIAL SERVICES		

