

All Program Components

Appropriation Category

Amendment Description

Centers of Excellence

Centers of Excellence

Total Centers of Excellence

* Total By Fund

* General Revenue

G/A Alzheimer's Research

Initial Allocation

Total G/A Alzheimer's Research

* Total By Fund

* General Revenue

G/A Educational and General

Initial Allocation

Retirement Rate Increase

Grad Assist/Housestaff

Salary Increases 2003

Health Insurance Increases

Adjustments by Activity

SB 18-E Additional Ph

Total G/A Educational and General

* Total By Fund

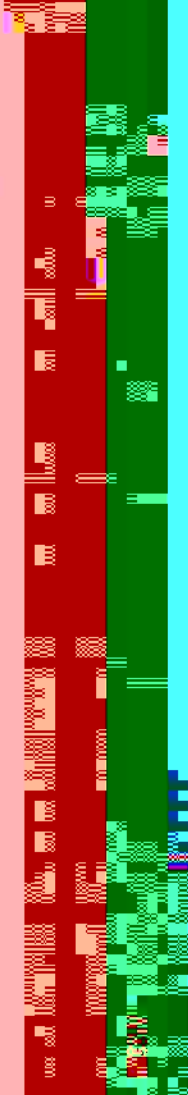
* General Revenue

* E&G Student & Other

* Educational Enhancement

* Operations and Maintenance

* Phosphate Research



Initial Allocation

FAU

300,

200,

* 0

5,

6,

1,

0,

4,

7,

2,

5,

9,

Category	General Revenue	E&G Student & Other	Educational Enhancement	Operations and Maintenance	Phosphate Research
Centers of Excellence	100	0	0	0	0
Total Centers of Excellence	100	0	0	0	0
* Total By Fund	100	0	0	0	0
* General Revenue	100	0	0	0	0
G/A Alzheimer's Research	100	0	0	0	0
Initial Allocation	100	0	0	0	0
Total G/A Alzheimer's Research	100	0	0	0	0
* Total By Fund	100	0	0	0	0
* General Revenue	100	0	0	0	0
G/A Educational and General	100	0	0	0	0
Initial Allocation	100	0	0	0	0
Retirement Rate Increase	100	0	0	0	0
Grad Assist/Housestaff	100	0	0	0	0
Salary Increases 2003	100	0	0	0	0
Health Insurance Increases	100	0	0	0	0
Adjustments by Activity	100	0	0	0	0
SB 18-E Additional Ph	100	0	0	0	0
Total G/A Educational and General	100	0	0	0	0
* Total By Fund	100	0	0	0	0
* General Revenue	100	0	0	0	0
* E&G Student & Other	0	0	0	0	0
* Educational Enhancement	0	0	0	0	0
* Operations and Maintenance	0	0	0	0	0
* Phosphate Research	0	0	0	0	0

All Program Com

Appropriation Categ

Amendment Descri

G/A IEAS

Initial Allocati

Retirement Rate In

Grad Assist/Houses

Salary Increases 2

Health Insurance I

Adjustments by Act

Total G/A IEAS

* Total By Fund

* General Revenue

* Educational En

* Experimental S

* Experimental S

* Extension Svc

* Extension Svc

G/A USF Medical Cent

Initial Allocation

Retirement Rate In

Grad Assist/Houses

Salary Increases 2

Health Insurance I

Adjustments by Act

Total G/A USF Medical

* Total By Fund

* General Revenue

* E&G Student &

* Educational En

USF

E&G




Student &

Educational En

Cent



et

All Pa
g
ma
GA-6
Int
Total
* To
GA-8
Int
Total
* To
GA-10
Int
Total
* To
GA-12
Int
Total
* To
GA-14
Int
Total
* To
GA-16
Int
Total
* To
GA-18
Int
Total
* To
GA-20
Int
Total
* To










100% 200% 300% 400% 500% 600% 700% 800% 900% 1000%



A
Ap
C
Ic
G
Tot
*
G/A
I
R
C
S
H
A
S
Tot
*



State University System
Educational and General
2003-2004 Final Amendment Package

Proc
Comments

ti:

on

1

nc

st
reases

20
ff Pay Incre

In
03-04 ases

ti
creases

vi
vity

ue

nh

Funds

St
ancement Trus

St
n Fed Grnt TF Funds

F
Incidental

Il
Grant TF

er
idental TF

y
s

nc

st
ases

2003
f Pay Increas

Incr
-04 es

ivi
eases

L
City

nter

Je F

oth
unds

han
er Fees TF

ce
ment Trust

Funds

Amendment
Number

Unal Located

Univ-EDFS

UFAS

UF-HSC

USF-HSC

FSU-MS

DCU

0	0	0	121,880,293	0	0	0	0
2	0	0	1,120,796	0	0	0	0
3	0	0	25,461	0	0	0	0
4	0	0	1,020,752	0	0	0	0
5	0	0	891,793	0	0	0	0
6	0	0	0	0	0	0	0
	0	0	124,943,095	0	0	0	0
	0	0	109,744,996	0	0	0	0
	0	0	5,087,910	0	0	0	0
	0	0	3,427,779	0	0	0	0
	0	0	1,088,005	0	0	0	0
	0	0	4,297,155	0	0	0	0
	0	0	1,295,000	0	0	0	0
0	0	0	0	0	57,885,334	0	0
2	0	0	0	0	338,539	0	0
3	0	0	0	0	17,041	0	0
4	0	0	0	0	454,621	0	0
5	0	0	0	0	323,705	0	0
6	0	0	0	0	0	0	0
	0	0	0	0	59,018,240	0	0
	0	0	0	0	46,831,257	0	0
	0	0	0	0	9,585,444	0	0
	0	0	0	0	2,601,539	0	0

10

